

SHAVER
INDUSTRIES INC.

G2 LITE DOORS

Simply. Intelligent.

Spring Assist
and Low Usage
Vinyl & Mesh Doors



Operations

- Spring Assist
- Chain Hoist
- 18" or 30" per Second

Low Maintenance

No cables, wheels, springs, or sewn construction

Durable

Welded Seams & Fiberglass Pultrusions

Quick & Easy Installation

Upper Box completely pre-assembled at factory

Fire Resistant

Meets NFPA-701 & CSFM standards for flame retardancy



Bug Blocking Loading Dock Doors

- Keep out unwanted pests, birds and intruders.
- 65% Shade factor to help keep the facility cooler longer
- Significantly reduce heat from sun while allowing light into work areas
- Allow fresh air to flow through for comfort and productivity
- Improve building appearance

Interior Vinyl Doors

- Separate Work Areas
- Control Forklift Traffic
- Reduce Noise from Adjacent Areas
- Control Airborne Contaminants

Please Note:G2 Lite doors are not wind load rated.
For applications that require a wind load or for exterior doors please refer to G2 Doors or contact Shaver's.



Material & Sizes

Panel Construction

- G2 Lite Doors feature heat sealed welded seams for strength & durability.

Materials

- Easily replaceable, exchangeable panels available in solid vinyl, mesh, & clear PVC.
- 11 oz Mesh: 17 X 11 polyester scrim/65% shade factor
- 14 oz Coated Colored Vinyl
- 40 mil Double Polished Clear PVC
- Resistant to all ultraviolet rays
- Rot, tear and mildew resistant

Sizes

- G2 Lite Doors are available in custom sizes up to 12' x 12'

Colors


14oz Vinyl Color Options



Mesh Color Options



The color options shown are not an exact match. For samples of the material please contact Shavers.



Hardware & Components

Extruded PVC Side Seals

- Ensures a tight seal along vertical edges

Custom Fiberglass Windbars

- Bend if loaded, won't break or kink

Custom Extruded Aluminum Side Beams

- 2" x 3" deep sleek design

Slanted Upper Box

- Slanted Upper Box allows for water run off



Operations/Models

G2 Lite Doors are Available in both Manual & Motorized Operations



Spring Assist Series

- Durable Internal Custom Torsion Spring
- Rugged Centrifugal Latching Mechanism
- Can be Stopped at Any Position
- Can be Released from Both Sides of the Door
- Exclusive Interior Chain-Pull Quick-Release Feature for Easy and Hassle-Free Opening



1800 Series

- 18" per second In Tube Motor
- 110 Volt Motor
- 12/24* Cycles per hour
- Limit Switch Controls
- Maintained Toggle Standard

*With high duty cycle upgrade



Chain Hoist Series

- Manual Open and Close with a Chain Hoist Mechanism
- Start-Stop at any Location
- Lockable



3000 Series

- 30" per second High Speed External Operator
- 110 Volt Motor
- 160 Cycles per hour
- Chain Hoist Override in Case of Power Failure
- Nema 1 Control Standard

Mounting

Face Mount

Mount outside to the face of the building* or face of wall for interior applications. Upper box completely pre-assembled at factory.

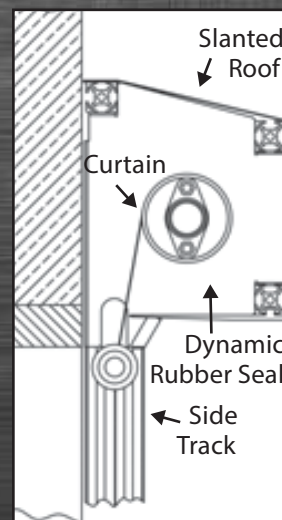
* Not available if dock seals are present

Projection Mount

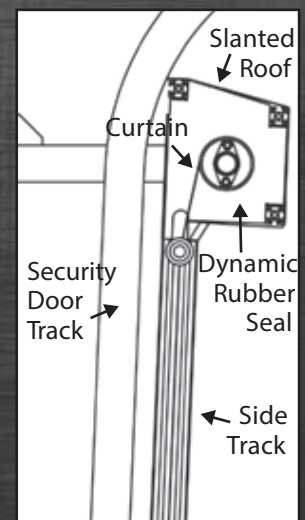
Mount inside the building beyond the existing security door

- Custom aluminum standoff brackets and corner gussets used to extend the door from the wall past the existing door.
- Vinyl filler panels included to fill the space between the wall and the door.
- Upper box completely pre-assembled at factory.

* Projection Mount Site Survey Form Required with order



Face Mount



Projection Mount

Options & Accessories

Motorized Series Operators



Nema 1 - 3 Button Controller

(Standard on G2 Lite 3000 Series Doors)



RF with Remote Control

Transmitter and a receiver. Perfect for use with Fork Lift/Vehicle Drivers!



Pull Cord

Mounts to the ceiling. Perfect for Pedestrians & Fork Lift/Vehicle Drivers!



Motion Detector

Motion detectors automatically detect pedestrian and vehicle motion within a certain range of the detector.



Single Push Button

Operate the door with a single push of a button with this economical option.



Nema 4 Wired Controller

For Interior & Exterior Use (Available with Locking Option)



Toggle Switch

(Standard on G2 Lite 1800 Series Doors)



Exterior Quick Release

Exterior chain-pull release kit to open the door quickly from the outside.

Warranty: Shaver's Enterprises, Inc. warrants G2 Lite Door systems for 2 years - limited warranty on materials and workmanship. Warranty excludes electric motor and spring assist roll-up mechanism; warranty for these items is 1 year. Shaver's reserves the right to repair or replace warranty items at its' discretion.

Shaver's Other Products

Shaver's Product line includes a variety of custom made vinyl products.

Other products include Curtain Walls, High Performance Vinyl & Mesh Doors, Roll-up Curtains, Outdoor & Super Exterior Curtains, Climate Curtains, Welding Curtains, Strip Doors, Welding Screens, Noise Control Curtains & Screens, Trailer Doors, Manual Bug Blocking Doors, Food Processing Curtains, & More!



Distributed By

SHAVER
INDUSTRIES INC.

About Shaver Industries

Shaver Industries has been providing innovative temperature zoning products to the logistics industry for over thirty years. Today, Shaver Industries is bringing its extensive temperature zoning experience, innovation and comprehensive capabilities to warehouses and facilities across the country. For more information, visit www.shaverinc.com or call us at 519-894-4800