

SHAVER

INDUSTRIES INC.

- **Food Handling Industries**
- **Welding / Robotic Cells**
- **Automation Equipment**
- **Environmental Containment**
- **Interior Pedestrian / Fork Truck Throughways**
- **Climate Sensitive Areas**
- **Proprietary Areas**

SHAVER 8000 Series High-Speed Roll-up Door for Interior Applications

- Designed for interior applications up to 12' x 12'.
- Modified standard doors for up to 21' x 21'.
- Low profile side guides allow for installation in areas with limited side clearance.



Available in standard and custom sizes with many options to increase safety and functionality.

Climate Control & Energy Savings

- The Roll-up 8000 Series nominal opening speed of 2ft./sec. ensures efficient climate control and reduced energy consumption.
- SHAVER high-speed doors open faster than conventional overhead doors, allowing traffic and materials to keep moving without interruption.

Maximize Safety & Employee Comfort

- The door panel's heavy-duty construction and flexible internal wind bars provide draft resistance and increase employee comfort.
- Safety measures such as photo sensor, optional bottom safety edge, optional vision panels capable of providing full width visibility and a NEMA 4 watertight electrical control panel, make sure your safety needs are covered.

Simplified Maintenance

- Our doors are designed to save you time and money. SHAVER's panel reinsertion system allows the flexible door panel to break out upon impact, and then easily be reinserted into the side guides for the next operating cycle. The track ends of the door's bottom bar are completely flexible, allowing accidental impact without damage. These features allow you to avoid costly downtime due to damaged bottom bars.

Standard & Optional Features

Maximum Width (ft.)	12	Bottom Safety Edge	<input type="radio"/>
Maximum Height (ft.)	12	Side Air Seals	<input type="radio"/>
Door Speed (ft./sec.)	2	Stainless Steel Construction	<input type="radio"/>
Headroll Cover Hood	●	Induction Loop Sensor	<input type="radio"/>
Photo sensor	●	Wireless Control	<input type="radio"/>
Breakaway and Wind Bars	●	Insect Screen	<input type="radio"/>
Flame Retardant Door Fabric	●	Low Door Profile	<input type="radio"/>
Pre-wired with connector plugs for easy installation			<input type="radio"/>

● Standard feature ○ Optional feature



The standard soft bottom edge and optional photo sensor provide added safety in case the curtain goes down unexpectedly.



The control panel is watertight allowing it to be installed in areas that require regular cleanup.



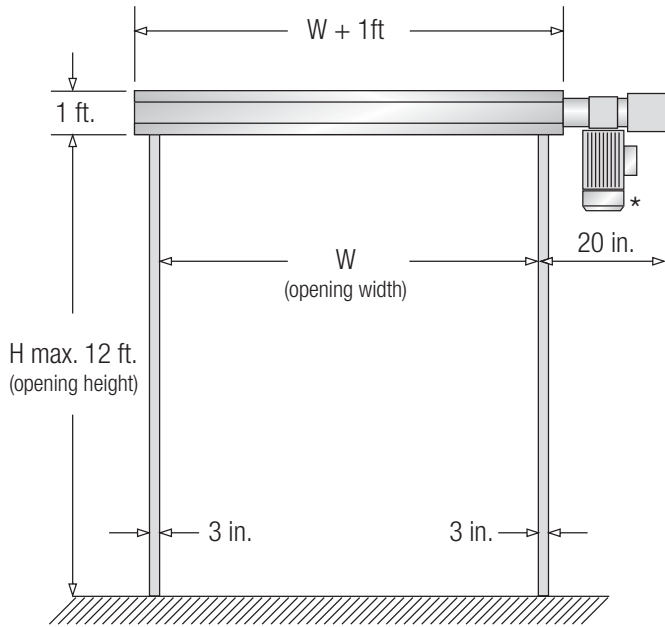
A 3-phase, single-speed gear motor with integrated brake and a maximum speed up to 2 ft./sec.



A competitively priced power roll-up door for easy, high frequency access built with special noise abatement material to protect employees against excessive noise.

8000 SERIES DOOR TECHNICAL SPECIFICATIONS

Dimensions



* Motor shown in down position

Standard sizes available to accommodate 8', 10' and 12' wide openings and up to a maximum of 12' high openings. Custom sizes up to 21' x 21' are available on request.

Drive System & Control Panel

- **Motor:** 3-phase, single-speed gear motor with integrated brake.
- **Control Panel:** NEMA 4 watertight panel with adjustable automatic re-closing, panel mounted opening push button and hold switch.
- **Safety Devices:** Panel mounted emergency stop push button and photo sensor.

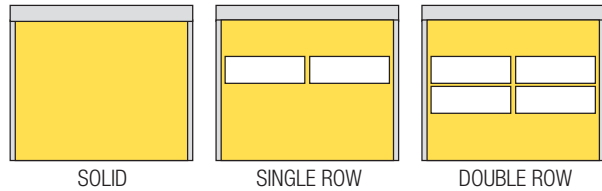
Door Material

- Flame retardant fabric
- Available colours are:



- Custom sizes, special materials and other colours on request.

Vision Panel Configuration



- Other configurations on request.

Optional Activation Devices

- Remote push buttons
- Pull cords
- Motion detectors
- Safety edge
- Remote E-Stop
- Induction floor loop
- Radio transmitter/receiver systems

Optional Sidetrack Channels

- Extra narrow side channel
- Side air seals

Made To Last

- SHAVER doors offer reliability and durability. Our products are covered by a limited one-year warranty.

We offer a complete line of machine and environmental protection systems including installation.



Custom Fabric Bellows



Partitions & Enclosures



Noise Abatement Solutions




Fabric Curtains



PVC Strip Curtains



Power Roll-up Curtains



Lift Tables

SHAVER
INDUSTRIES INC.
Machine and Environmental Protection

20 Steckle Place, Unit 8, Kitchener, ON Canada N2E 2C3

Tel: (519) 894-4800 • Fax: (519) 894-4726

Toll Free Tel: 1-888-766-8328

www.shaverinc.com • Email: sales@shaverinc.com

